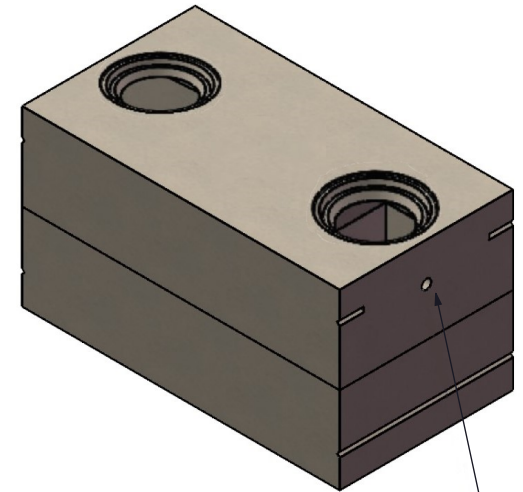
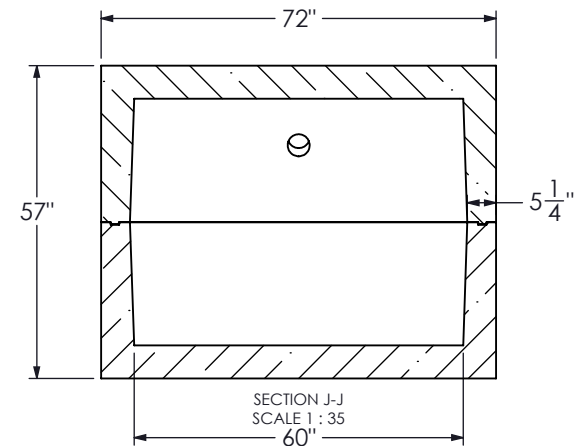
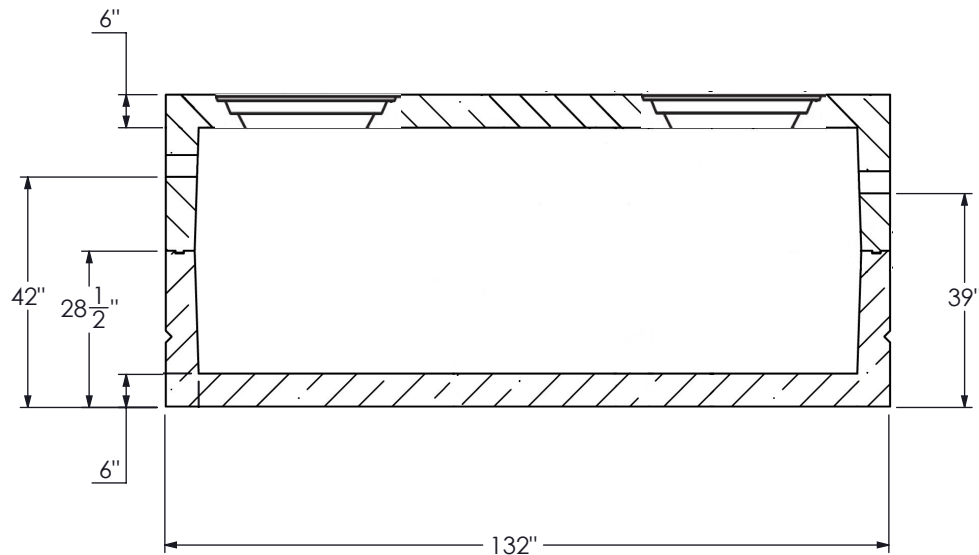


24" (I.D.) OPENINGS WITH  
CONCRETE COVERS  
INCLUDED

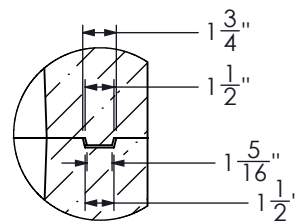
APPROX. CAPACITY: 1,000 GAL.



TUF-TITE SEALS



SECTION J-J  
SCALE 1 : 35  
60"



DETAIL I  
SCALE 1 : 10

<b>USI</b> <b>UNDERGROUND SUPPLY INC.</b> 82 STATE RD. WHATELY, MA 01093 413-397-3412 UNDERGROUNDSUPPLYINC.COM		MOLD & DRAWING PRODUCED & ENGINEERED BY: <b>NORWALK</b> <b>PRECAST MOLDS INC.</b> P.O. Box 293 Norwalk, OH 44857 (419) 668-1639   (800) 251-8409 sales@norwalkprecastmolds.com www.norwalkprecastmolds.com	
		THIS DRAWING IS THE PROPERTY OF NORWALK PRECAST MOLDS AND MAY NOT BE COPIED OR REPRODUCED IN WHOLE OR IN PART WITHOUT WRITTEN PERMISSION FROM NORWALK PRECAST MOLDS.	
<b>CASTING WEIGHTS</b> - TOP - APPROX. 9,070# EA. - BOTTOM - APPROX. 9,480# EA. - TOTAL - 18,650# EA.			
DRAWN BY <b>CWB</b>	DATE <b>11/17/21</b>		
DESCRIPTION: <b>1,000 GAL. 2 PIECE PUMP CHAMBER</b>		USI ITEM NUMBER: <b>ST1000PCH</b>	

1,000 GAL. PUMP CHAMBER HEAVY